



Online bestedingen (excl. verzendkosten)



Aantal online aankopen

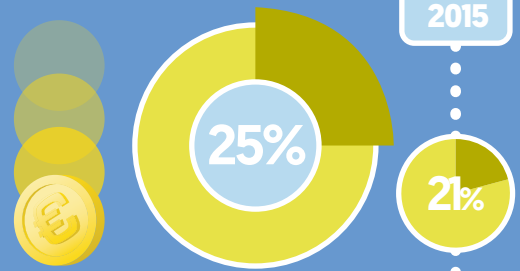


Aantal online kopers



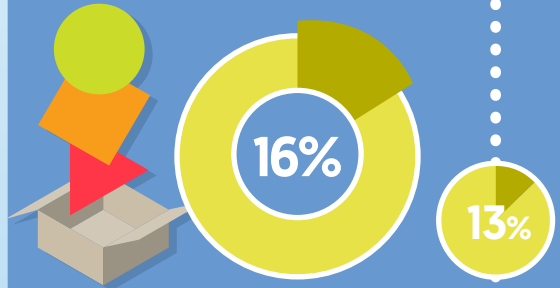
Aandeel online

Op basis van bestedingen



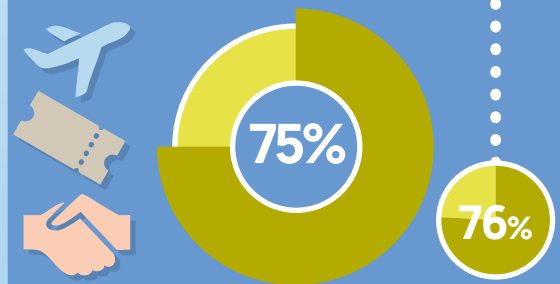
Online aandeel producten

Op basis van bestedingen



Online aandeel diensten

Op basis van bestedingen



Top 5 Branches

met grootste groei in online bestedingen

+50% •• Losse vliegtickets & accommodaties

+48% •• Schoenen & Personal lifestyle

+37% •• Kleding

+36% •• Verzekeringen

+29% •• Home & Garden

Verdeling online bestedingen naar devices

