



## Online bestedingen (excl. verzendkosten)



## Aantal online aankopen

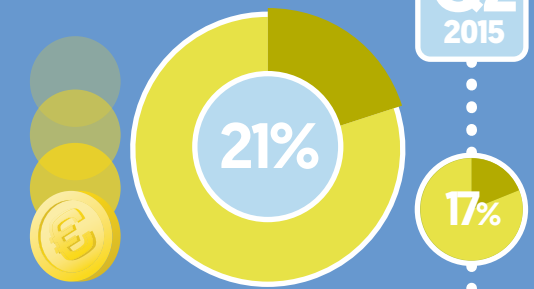


## Aantal online kopers



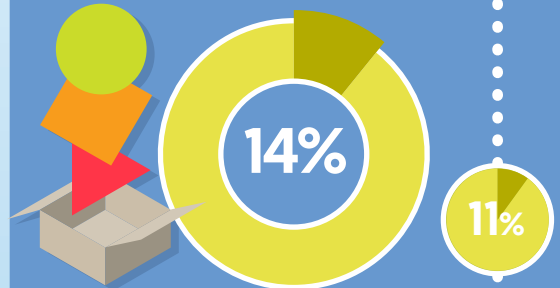
## Aandeel online

Op basis van bestedingen



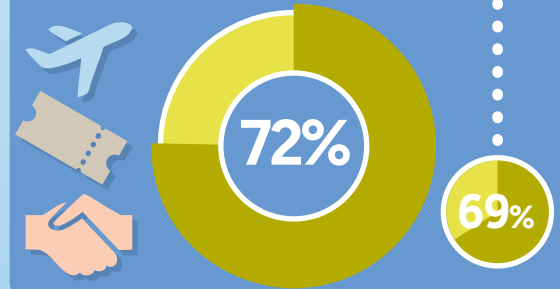
## Online aandeel producten

Op basis van bestedingen



## Online aandeel diensten

Op basis van bestedingen



## Top 5 Branches

met grootste groei in online bestedingen

- +49%** •• Speelgoed
- +46%** •• Verzekeringen
- +46%** •• IT
- +45%** •• Schoenen & Personal Lifestyle
- +43%** •• Food/ Nearfood

## Verdeling online bestedingen naar devices

